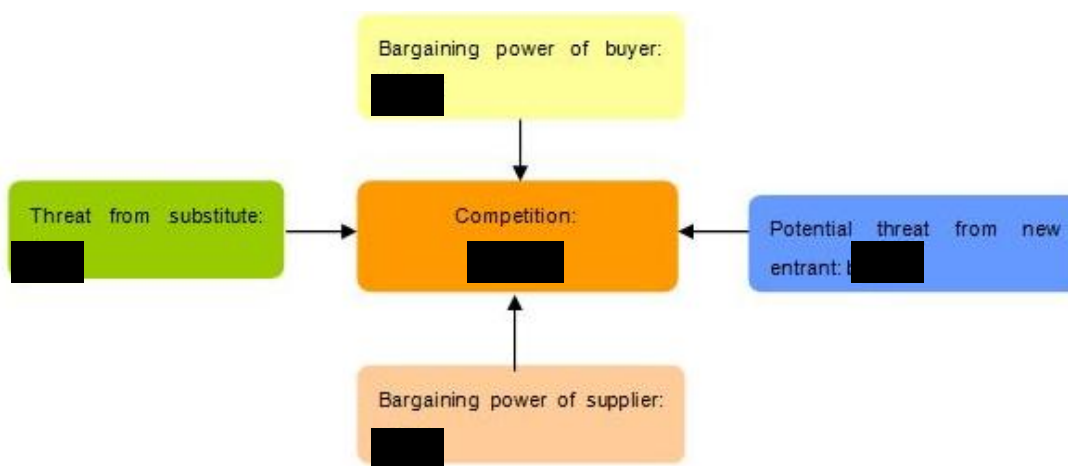


Note: Key data/information in this sample page is hidden, while in the report it is not.

1 Key findings and market dynamics

1.1 Key findings

Figure 1.1-1 Competition situation of sodium borohydride industry in China



Source: CCM

...

1.2 Market dynamics

During 2010-2013, there were no new entrants into the sodium borohydride industry in China. In fact, the number of producers reduced, as some producers quit the market. The supply was slightly tight in 2013, which is claimed by the top four producers. As predicted, the tight supply will relieve after April or May of 2014.

The production of sodium borohydride in China is concentrated in the top xx producers, whose output accounted for about xx% of national total in 2013.

.....

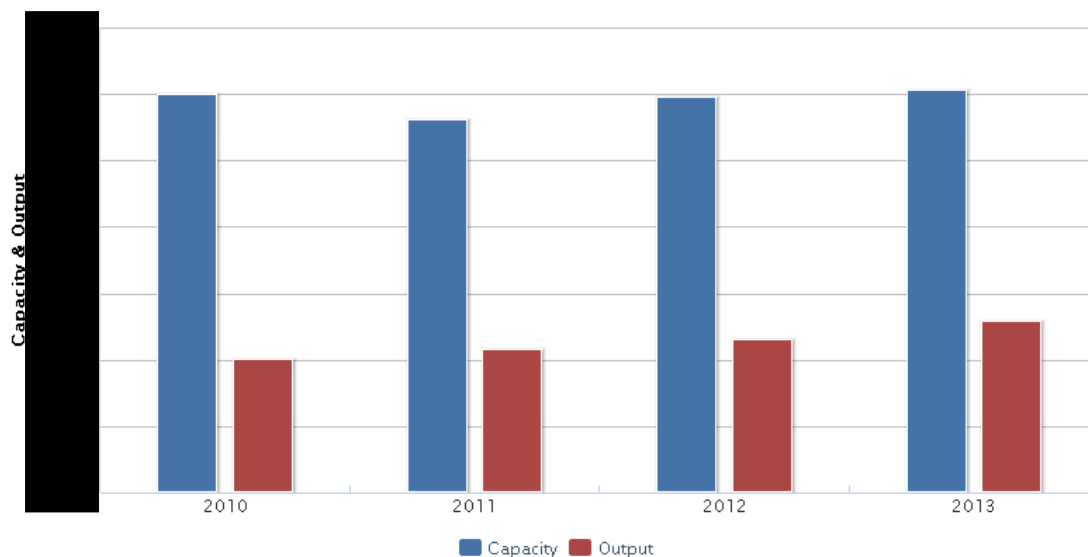
China's import volume of sodium borohydride has been small, with only about xx tonnes in 2013. China's export volume has been increasing in the past few years, mostly exported by Shandong Guobang Pharmaceutical Co., Ltd. The export volume usually takes up about xx% of the national output. India is the main export destination.

.....

2 Production situation

2.1 Capacity and output, 2003-2013

Figure 2.1-3 Capacity (t/a) and output (tonne) of sodium borohydride in China, 2010-2013



Source: CCM

...

2.2 Producer

2.2.1 Production situation, 2009-2013

On the whole, the production capacities of sodium borohydride producers in China are small. Only the top three producers have production capacities of xx t/a or above.

The top three producers accounted for xx% of the total output in China in 2013. They are Shandong Guobang, Shanghai Shenyu and Jiangsu Jinyuan. Together with Jiangsu Zhangjiagang Aixin Chemical Co., Ltd., they are well-known major producers in China, and are referred to as the major sources of sodium borohydride by many domestic end-users. Other small producers with a capacity around xx t/a can only grab very small market shares, and their production lines are idled most of the time.

Table 2.2.1-1 Capacity and output of producers of sodium borohydride in China, 2009-2013

No.	Producer	Capacity, t/a					Output, tonne				
		2013	2012	2011	2010	2009	2013	2012	2011	2010	2009
1	Shandong Guobang	xx	xx	xx	xx	xx	xx	xx	xx	xx	xx
2	Shanghai Shenyu	xx	xx	xx	xx	xx	xx	xx	xx	xx	xx
3	Jiangsu Jinyuan	xx	xx	xx	xx	xx	xx	xx	xx	xx	xx
4	xx	xx	xx	xx	xx	xx	xx	xx	xx	xx	xx
Others		xx	xx	xx	xx	xx	xx	xx	xx	xx	xx
Total		xx	xx	xx	xx	xx	xx	xx	xx	xx	xx

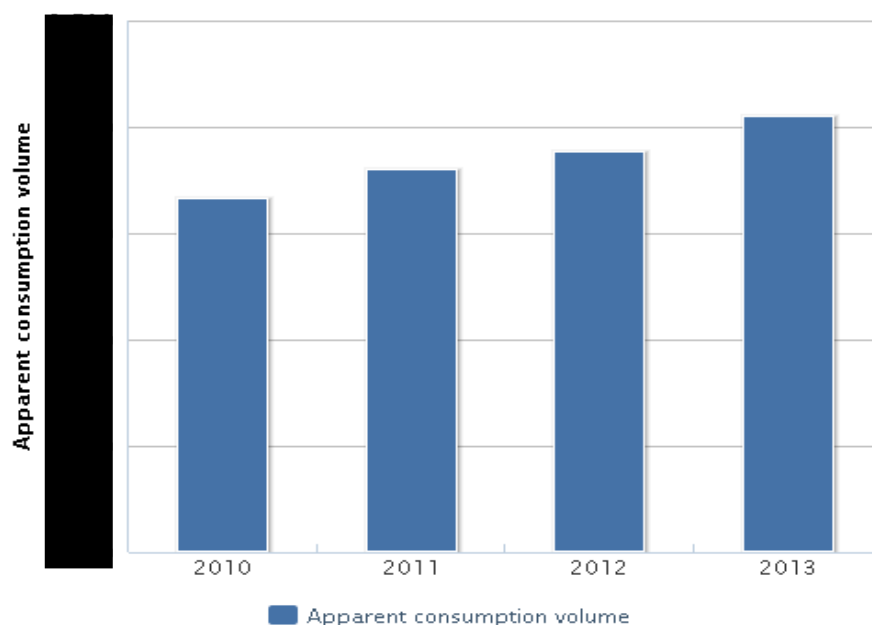
Source: CCM

3 Consumption situation

3.1 Overview, 2010-2013

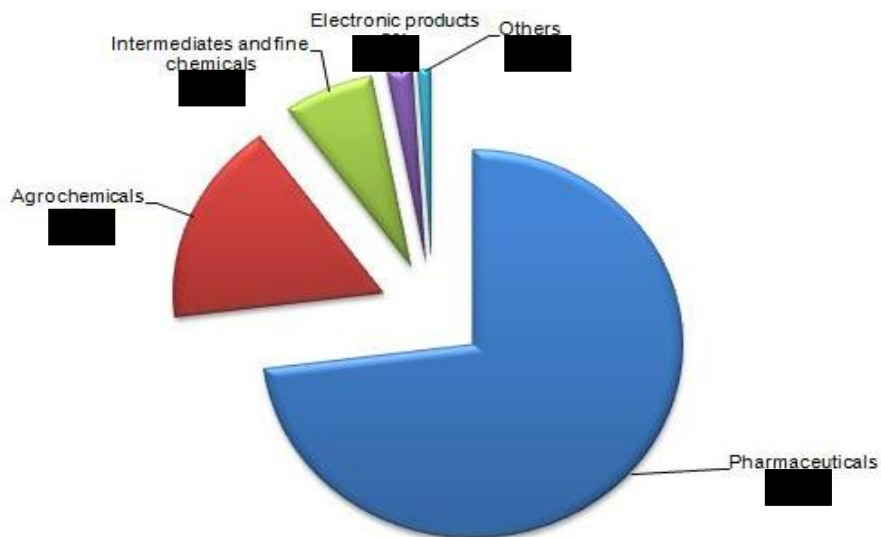
As a reducing agent, sodium borohydride is widely used in organic synthesis. China's consumption volume of sodium borohydride steadily increased during 2010-2013, from xx tonnes to xx tonnes at a CAGR of about xx%.

Figure 3.1-1 Apparent consumption volume of sodium borohydride in China, 2010-2013, tonne



Source: CCM

Figure 3.1-2 Consumption pattern of sodium borohydride in China, 2013



Source: CCM